



BANNERS OF HOPE



CHA 2014

craftandhobby.org/FabricArtsCouncil

Basic Banner (8x12" finished)

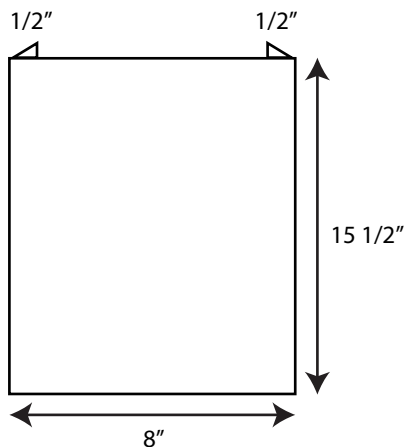
Materials

- 9x15½" rectangle canvas or duck
- 9x15½" medium-or heavy-weight fusible interfacing (optional)*
- Thread
- Fabric glue (optional)

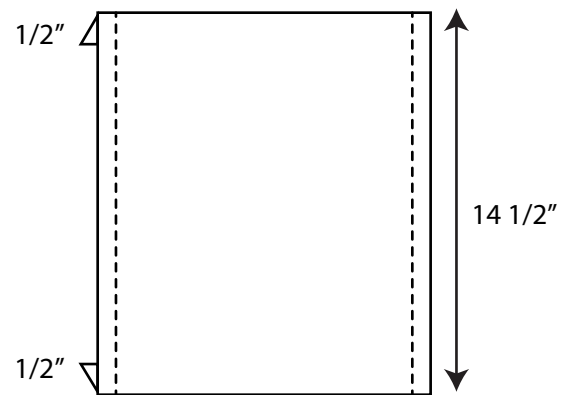
To make basic banner:

*If using fabric other than canvas or duck, follow manufacturer's instructions to fuse interfacing with wrong side of fabric.

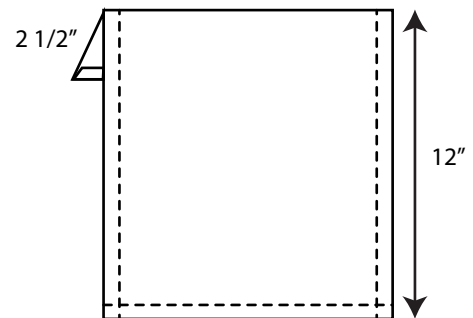
- 1) Turn under ½" on long edges of canvas rectangle; press. Glue or topstitch turned under edges.



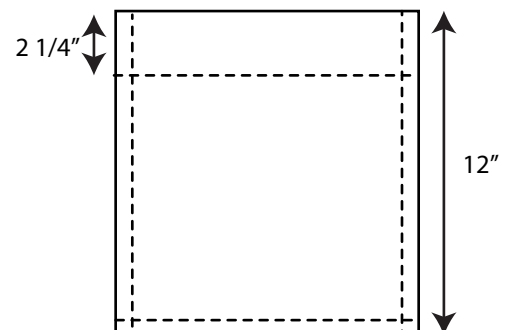
- 2) Turn under ½" on short edges of canvas rectangle; press, glue or topstitch as before



- 3) Turn under 2½" on one hemmed short edge of rectangle; press.



- 4) Sew through both layers 2¼" from folded edge to make rod pocket and complete basic banner.



Banner of Hope Guidelines

- Banners must be a finished size of 8" x 12" with a 2" rod pocket for hanging.
- Fabric must form the base of the banner. Additional sewing elements within its construction are encouraged. Banner embellishments and other mediums are permitted and encouraged.
- All design elements must remain within the borders of the 8" x 12" banner. No hanging or outside design elements will be allowed.
- Sign and date the back side of the banner.
- Attach photo release form.
- Banners which contain political statements, racial or religiously offensive materials will not be accepted or displayed.

DEADLINES

CHA designer banners must be received at CHA head office (CHA, 319 East 54th Street, Elmwood Park, NJ 07407) before Friday, December 20, 2013, or delivered to the Anaheim CHA show office before 3pm Thursday, January 9, 2014.

CHA will not be responsible for lost or damaged banners.

RETURN POLICY

You may pick up your banner at display booth at end of show. Banners not picked up will be donated to Charity Wings (CharityWings.org).

Make It Session

Join us each day of 2014 CHA show for a Banners of Hope Make-It session in the Construction Zone, Booth #1654, Banner of Hope Display.

PHOTOGRAPHY RELEASE FORM submit attached to banner

name _____

address _____

phone _____

email _____

website _____

signature _____ date _____

By signing this form you consent to CHA and general media use of images of your project, with due credit but without compensation.